

DA8 AC/DC Ampere/Voltage Meter

Instruction Manual

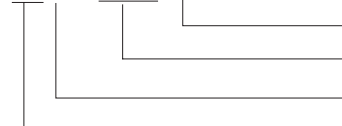


Features:

1. Stable performance and high accuracy;
2. Decimal point setting function;
3. Wide display range: ± 19999 ;
4. High anti-interference;

1. Ordering Code

DA8-□□□



Range

AA: AC current; DA: DC current; AV: AC voltage; DV: DC voltage

Dimension (mm): 48H*96W

DA8 Series Digital Panel Meter

2. Code Illustration

(1) AC Digital Voltage Meter

Code	Range	Resolution	PT	Accuracy	Max. Input
DA8-AV20	20V	1mV	Direct Input	$\pm 0.3\%F.S \pm 3\text{Digit}$	750V
DA8-AV200	200V	10mV	Direct Input	$\pm 0.3\%F.S \pm 3\text{Digit}$	750V
DA8-AV600	600V	100mV	Direct Input	$\pm 0.4\%F.S \pm 3\text{Digit}$	1000V
DA8-AV3K	3KV	1V	3KV/100V	$\pm 0.4\%F.S \pm 3\text{Digit}$	500V

(2) AC Digital Ampere Meter

Code	Range	Resolution	PT	Accuracy	Max. Input
DA8-AA0.2	200mA	10uA	Direct Input	$\pm 0.3\%F.S \pm 3\text{Digit}$	500mA
DA8-AA2	2A	100uA	Direct Input	$\pm 0.3\%F.S \pm 3\text{Digit}$	3A
DA8-AA20	20A	1mA	20A/5A	$\pm 0.3\%F.S \pm 3\text{Digit}$	5A

(3) DC Digital Voltage Meter

Code	Range	Resolution	Accuracy	Max. Input
DA8-DV0.2	200mV	10uV	$\pm 0.2\%F.S \pm 3\text{Digit}$	10V
DA8-DV2	2V	100mV	$\pm 0.2\%F.S \pm 3\text{Digit}$	20V
DA8-DV20	20V	1mV	$\pm 0.2\%F.S \pm 3\text{Digit}$	200V
DA8-DV200	200V	10mV	$\pm 0.2\%F.S \pm 3\text{Digit}$	750V
DA8-DV600	600V	100mV	$\pm 0.4\%F.S \pm 3\text{Digit}$	750V

(4) DC Digital Ampere Meter

Code	Range	Resolution	CT	Accuracy	Max. Input
DA8-DA0.0002	200uA	10nA	Direct Input	$\pm 0.2\%F.S \pm 3\text{Digit}$	10mA
DA8-DA0.002	2mA	100nA	Direct Input	$\pm 0.2\%F.S \pm 3\text{Digit}$	100mA
DA8-DA0.02	20mA	1uA	Direct Input	$\pm 0.2\%F.S \pm 3\text{Digit}$	500mA
DA8-DA0.2	200mA	10uA	Direct Input	$\pm 0.2\%F.S \pm 3\text{Digit}$	1A
DA8-DA2	2A	100uA	Direct Input	$\pm 0.2\%F.S \pm 3\text{Digit}$	5A
DA8-DA20	20A	1mA	20A: 75mV	$\pm 0.2\%F.S \pm 3\text{Digit}$	

Note: (1) Ambient temperature of 25 ± 5 degree centigrade, humidity from 45% to 85% R.H, the measuring accuracy can be assured.


(2) The list of item CT and PT mode is the basic model. Other scales for example, the first AC rated ampere is 10A、15A、30A、75A、250A、1500A... .., the first DC rated ampere is 10A、15A、30A、75A、300A、1500A... .., the first AC voltage is 1KV、6KV、11KV、35KV、110KV... .., special request should be indicated when order.

(3) With AC, CT of the second rated ampere is 5A, AC PT of the second voltage is 100V, DC divider of the second rated voltage is 75mV. Special second rated ampere or voltage, please contact with us.

3. Technical Specification

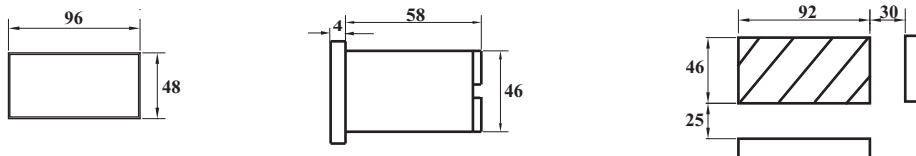
Max. Display	19999
Input Mode	Single-terminal Input
Measuring Mode	Dual A/D Conversion
Measuring Speed	About 3 times/S
Overflow Display	“0000” or “-0000” LED Flash
Polarity Display	Display “-” (just DC Meter)
Display	Red LED
Power Supply	100~240V AC/DC
Ambient Condition	0~50℃ <85%RH
Dielectric Strength	AC 1500V/1min

4. Connection Drawing



Note: If there is any change, please subject to the connection drawing on the product.

5. Dimension



6. Note the use of preservation

1. Meter needs to pre-heating 15 minutes before be used;
2. Appropriate ambient temperature is 0 --40℃, humidity under 85% R.H.
3. Each meter’s Calibration interval is one year;
4. Attention to preventing from vibration and shock, keep away from such places:
Excessive dust, Excess of harmful chemicals & Excessive harmful chemical gases;
5. If the input signal accompanied by high-frequency interference, a High-frequency filter is necessary be used;
6. Input wire should not be too long. If the distance between the measured signal output terminal and instrumentation can not be shortening, please use twisted-pair shielded cable , and please make sure that shielding layer and the signal connected to the low-end;
7. Mak sure that the meter powered once every three months if the long-term storage at the end use, and each time’s POI not less than 4 hours
8. Long-term preservation should avoid direct light, the most comfortable storage place with temperature 10℃ to 70℃, humidity below 60% R.H. Keep away from organic solvent or oil-exposed .